


2015 SUMMARY

French exports

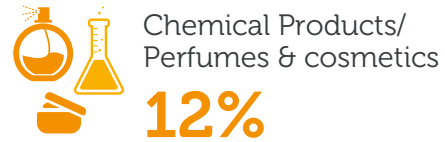
FRENCH GOODS EXPORTS (2015)



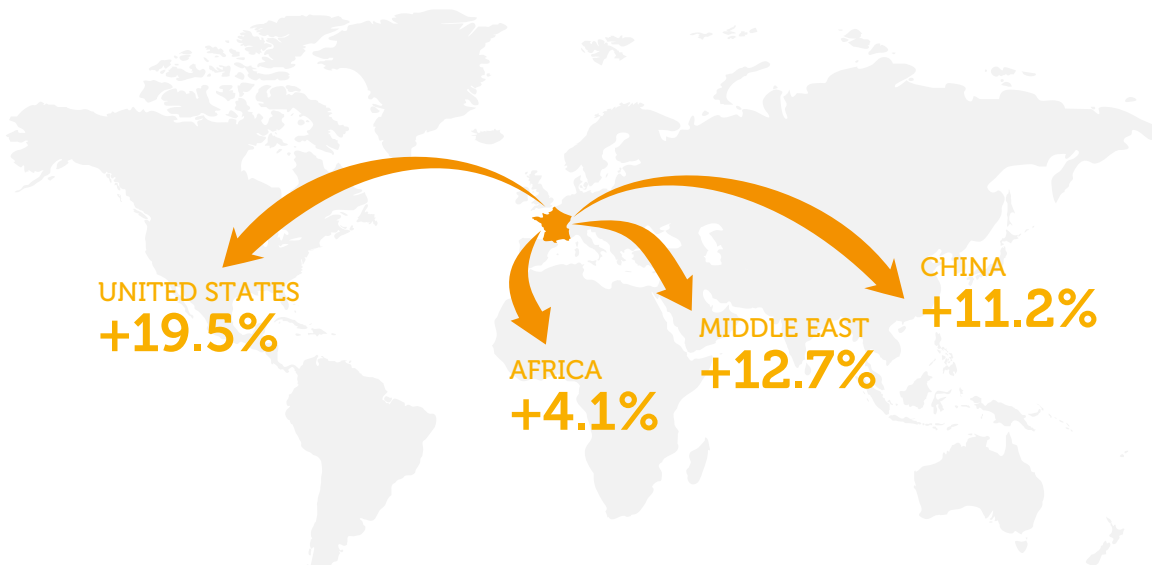
TOP 5 EXPORT DESTINATIONS


	GERMANY 16% €71.4 BILLION
	UNITED STATES 7% €32.7 BILLION
	SPAIN 7% €32.5 BILLION
	ITALY 7% €32 BILLION
	UNITED KINGDOM 7% €31.6 BILLION

TOP 3 EXPORT SECTORS



FRENCH EXPORT GROWTH IN 2015





125,000

EXPORTING COMPANIES IN FRANCE

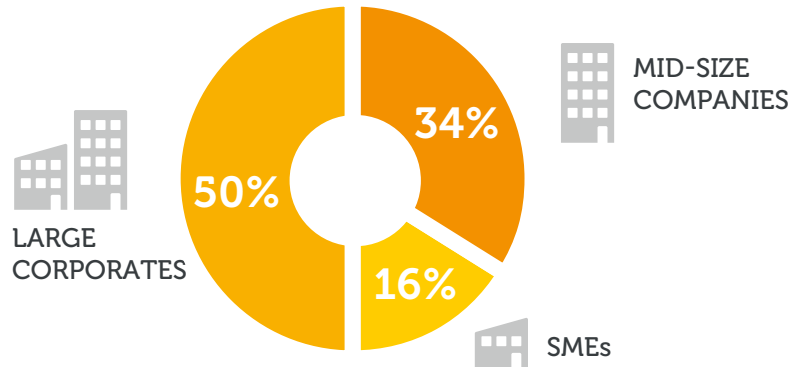
UP
+3.1%

FRANCE: THE WORLD'S




LARGEST EXPORTER OF SERVICES

BREAKDOWN OF EXPORTS BY COMPANY SIZE



EXPORTS BY FOREIGN COMPANIES IN FRANCE

THE CONTRIBUTION OF FOREIGN COMPANIES IN FRANCE:



32%
OF FRENCH EXPORTS



34%
OF MANUFACTURING EXPORTS

26%
AVERAGE EXPORT/TURNOVER RATIO

FRANCE'S 20,000 LEADING EXPORTERS

1 IN 5
ARE
FOREIGN-OWNED



14%
INVESTED
IN FRANCE
IN 2009-2015

TOP 3 SOURCE COUNTRIES OF FOREIGN-OWNED COMPANIES

- 23%** UNITED STATES
- 21%** GERMANY
- 9%** ITALY