

# 2015 SUMMARY

## Foreign investment in France

**962**  
PHYSICAL  
INVESTMENT  
DECISIONS



**33,682** JOBS  
created  
or maintained

**19** INVESTMENT  
DECISIONS / WEEK



**27%**  
INCREASE  
IN JOBS  
IN 2015



### NUMBER OF PROJECTS AND JOBS BY INVESTMENT TYPE

#### CREATION

**476**  
projects



**8,669**  
jobs

#### EXPANSION

**394**  
projects



**11,815**  
jobs


#### TAKEOVER\*

**92**  
projects



**13,198**  
jobs

FOREIGN  
INVESTMENTS  
WERE MADE  
THROUGHOUT  
FRANCE'S REGIONS



\*including expansions following takeovers and buyouts

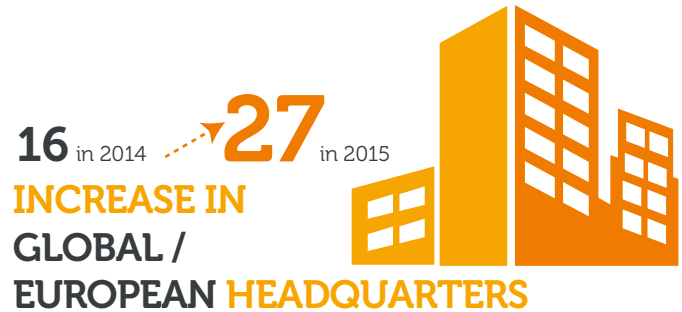
## BUSINESS ACTIVITIES

PRODUCTION/MANUFACTURING, R&D, BUSINESS SERVICES, CONSUMER SERVICES, LOGISTICS AND DISTRIBUTION, RETAIL OUTLETS, DECISION-MAKING CENTERS, HEADQUARTERS.

TOP 3 BUSINESS ACTIVITIES




\* 156 first-time investments plus 51 HQs



### MANUFACTURING

30%

of the investments recorded in the Annual Report were in production/manufacturing...



generating **48%** of all jobs.

### R&D/ENGINEERING

**28%** of R&D undertaken by foreign firms



**9%** OF INVESTMENTS

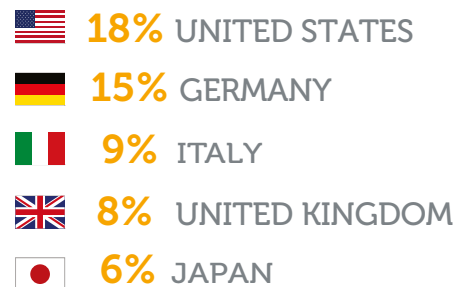
## SOURCE OF INVESTMENT PROJECTS

TOTAL OF **53** SOURCE COUNTRIES UP FROM 47 IN 2014



**22%**  
NORTH AMERICA

**13%**  
ASIA



INVESTMENT DECISIONS FROM THE **NETHERLANDS** (+12%) AND **CANADA** (+31%) AND **IRELAND** (+114%) ROSE SHARPLY.